



Oklahoma Higher Learning Access Program (OHLAP)

1997-98 Year-End Report

HIGHLIGHTS

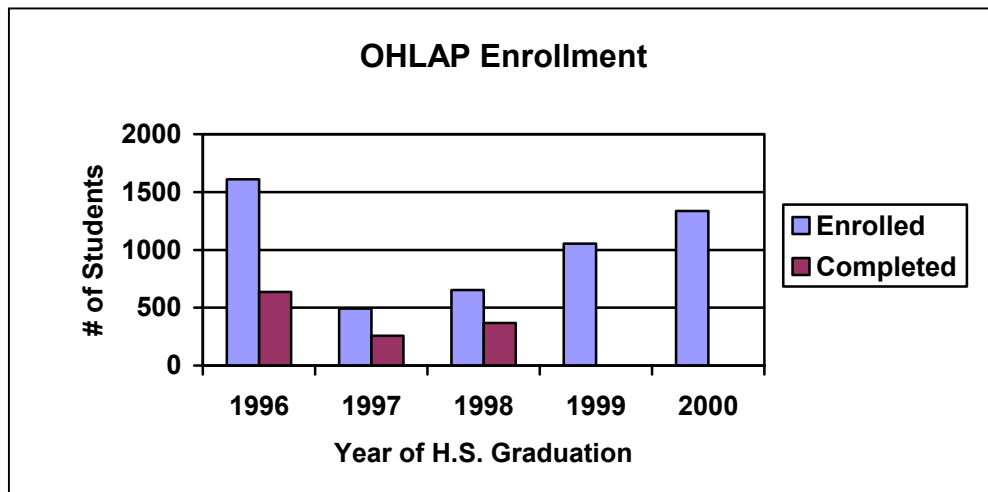
- **High School Program Enrollments:** The number of 9th and 10th grade students enrolling in OHLAP continues to increase. Enrollment in the class of 2000 totaled 1,335, an increase of 281 students, or 27%, over the class of 1999.
- **High School Program Completion Rate:** The program completion rate for OHLAP students also continues to improve. 56.6% of the students enrolled in the 1998 OHLAP class completed the program and became eligible for the OHLAP scholarship. This compares to 52% in 1997 and 40% in 1996.
- **High School GPA's:** The 1998 OHLAP graduates achieved an average high school GPA of 3.51, compared to the 2.92 GPA of the average Oklahoma high school senior in 1997.
- **ACT Scores:** Although the average ACT score for 1998 OHLAP graduates (21.5) dropped from the previous year, it remained above both the Oklahoma average (20.5) and the national average (21.0).
- **College-Going Rate:** Nearly 80% of the 256 students from the 1997 OHLAP high school class enrolled in Oklahoma colleges and received the scholarship. [The 52 students eligible but not receiving scholarships included those delaying their entry into college, students enrolled but having sufficient other financial aid to cover their full cost of education, and those going to college out of state.]
- **College Persistence Rate:** 88% of the freshman OHLAP students in 1996-97 returned to college in 1997-98 and received the OHLAP scholarship in their sophomore year.
- **College Grade-Point-Average (GPA):** 73% of 1997-98 OHLAP freshman achieved a GPA of 2.0 (C average) or better-- about the same as the average for all freshmen.
- **Full-Time College Enrollment:** A remarkable 94% of OHLAP scholarship recipients enrolled full-time (12 hours or more per semester).

- **Average Scholarship Award:** \$1,620 at the comprehensive universities, \$1,290 at the regional universities, and \$825 at the two-year colleges.
- **Total Scholarship Awards:** The number of students receiving the OHLAP scholarship in 1997-98 totaled 619, an increase of 151 or 32% over 1996-97.
- **Total Scholarship Payments:** Total OHLAP scholarship expenditures for 1997-98 were \$750,410, an increase of \$233,082 or 45% over 1996-97.
- **Demographics:** Nearly two-thirds of those high school students completing OHLAP are female. Over 75% came from high schools outside the five most populous counties in Oklahoma. The number of minority students completing OHLAP is smaller than their proportion of enrollment in Oklahoma public schools.

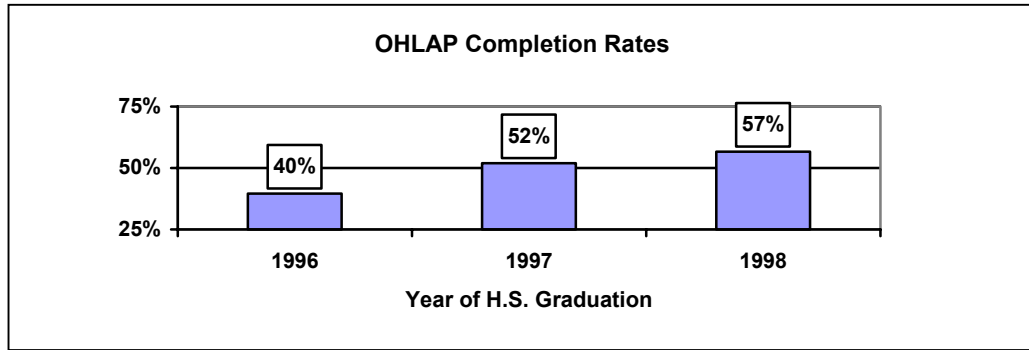
I. High School Students Enrolled in OHLAP:

<u>High School Graduation Year</u>	<u>Students Enrolled in OHLAP</u>	<u>Students Completing OHLAP</u>	<u>% of Students Completing OHLAP</u>
1996	1,610	637	39.6%
1997	492	256	52.0%
1998	652	369	56.6%
1999	1,054		
2000	1,335		
2001	656*		
Total Enrollment	5,799	1,262	

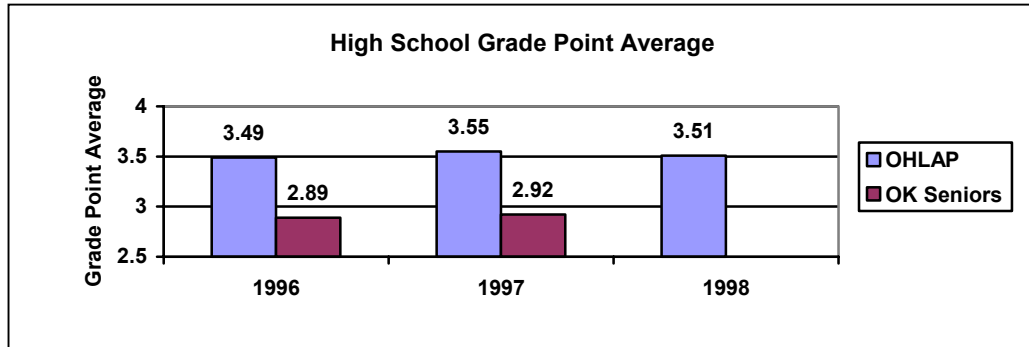
*The class of 2001 is still open to enrollment in 1998-99 school year.



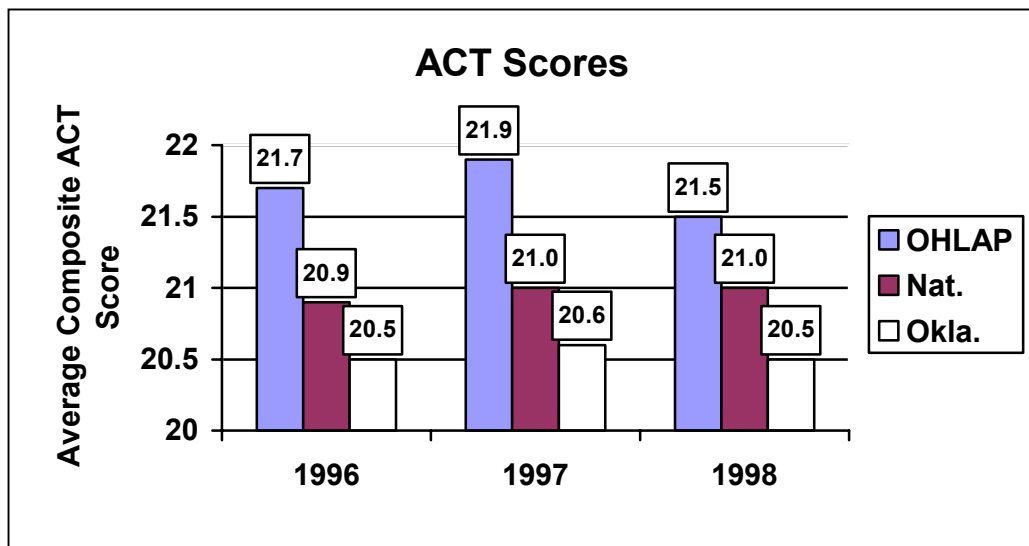
II. Program Completion Rates:



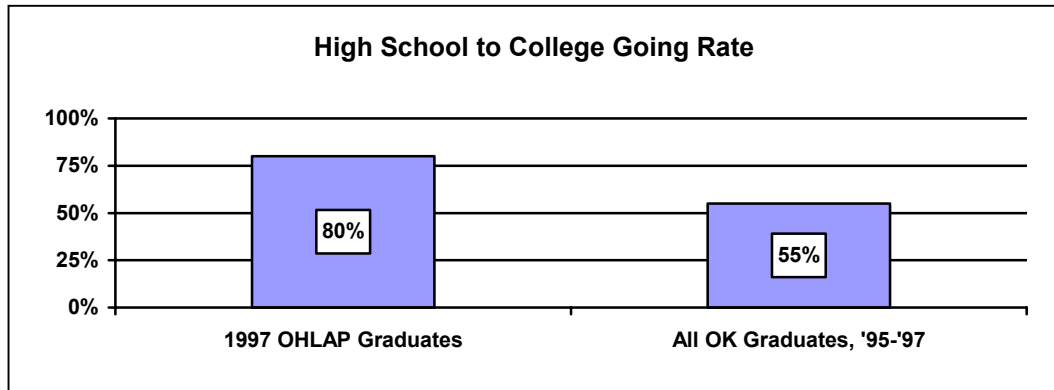
III. High School Grade Point Average (GPA):



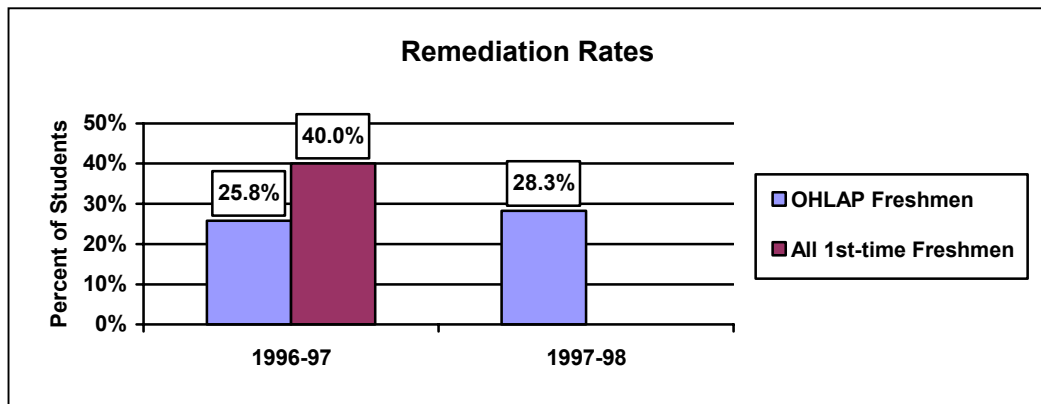
IV. ACT Scores:



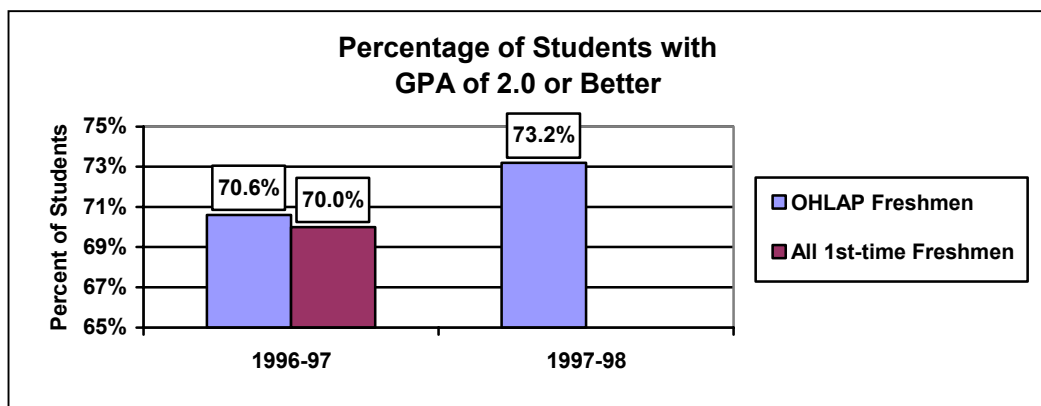
- V. **High School to College Going Rate:** (High school graduates enrolling in college the year immediately following high school graduation)



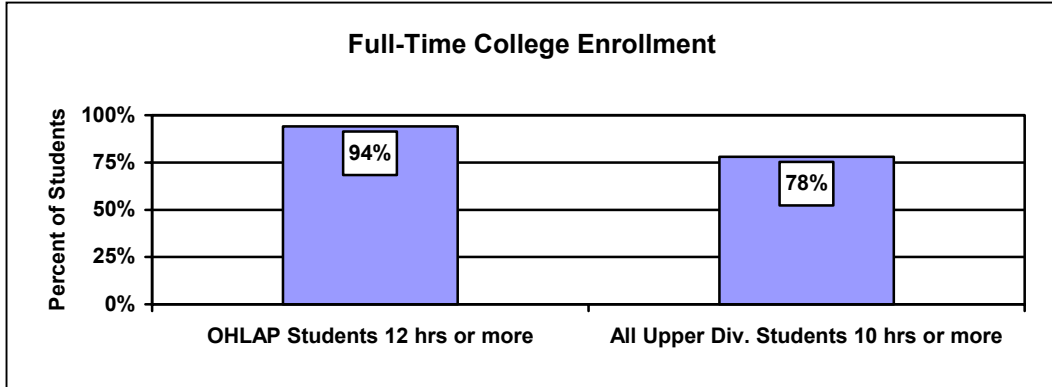
- VI. **Remediation Rates:** (freshmen students requiring at least one remedial course)



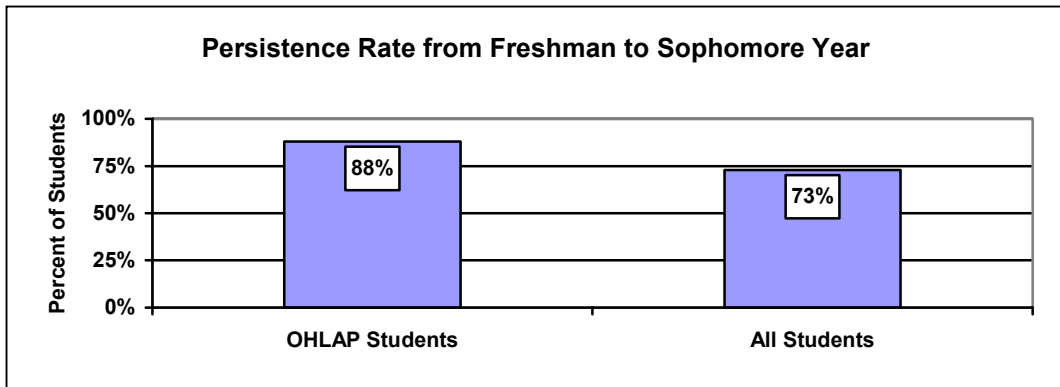
- VII. **College Grade Point Average:**



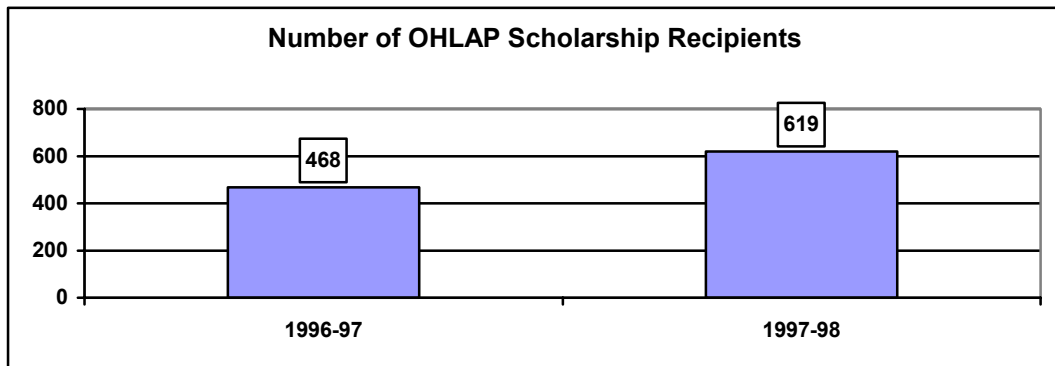
VIII. Full-Time College Enrollment:



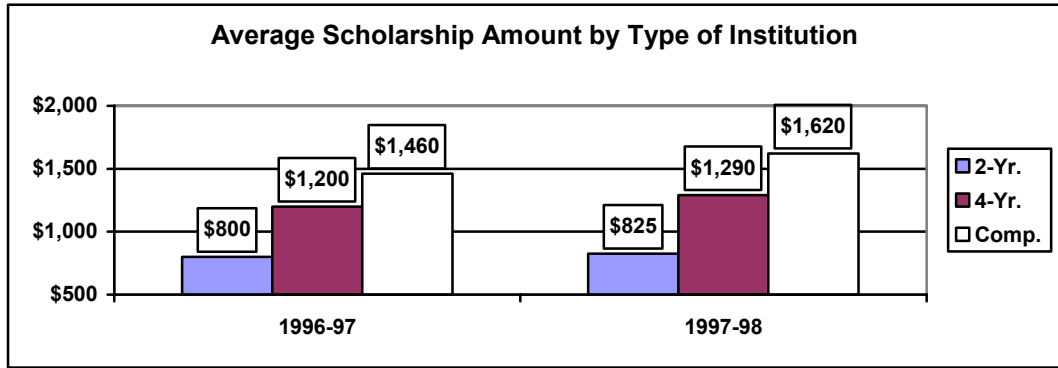
IX. Persistence Rate: (percentage of students continuing from freshman year to sophomore year)



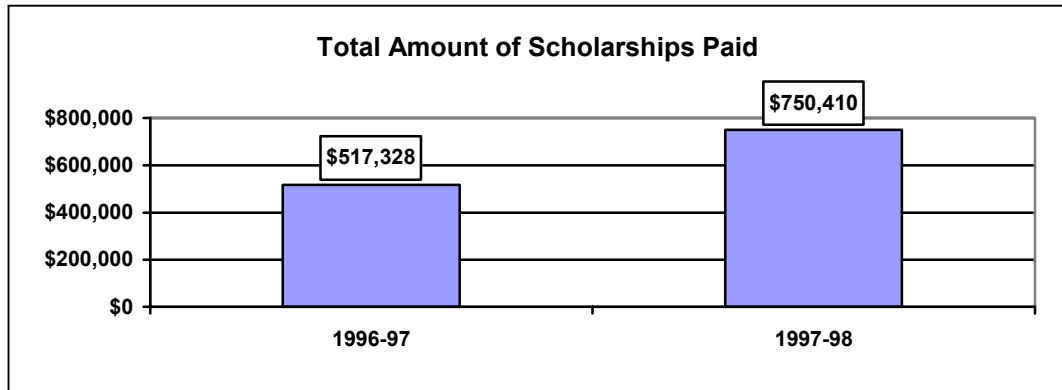
X. Number of Scholarship Recipients:



XI. Average Scholarship Amount:



XII. Total Amount of Scholarships Paid:



XIII. Demographic Data on 1996 and 1997 OHLAP High School Graduates

Gender	
Female:.....	65%
Male:.....	35%

Ethnicity	
Black.....	6.2%
Nat. American.....	11.4%
Asian	1.8%
Hispanic	3.2%
White.....	72.6%
Not Disclosed	4.8%

Geographic Distribution Of Eligible OHLAP Students	
5 Most Populous Counties* (47% of state pop.)	23%
72 Remaining Counties (53% of state pop.)	77%

*Oklahoma, Tulsa, Cleveland, Canadian, and Comanche counties.

Oklahoma Higher Learning Access Program
1997-98 Scholarships

Institution	Summer 1997		Fall 1997		Spring 1998	
	\$ Amount	# of Students	\$ Amount	# of Students	\$ Amount	# of Students
Oklahoma State University	2,798.00	8	78,377.56	96	76,044.50	93
University of Oklahoma	2,662.50	12	61,005.14	76	57,597.50	72
Subtotals	5,460.50	20	139,382.70	172	133,642.00	165
Cameron University	258.00	1	6,935.89	11	6,808.00	10
East Central University	688.00	4	16,841.77	28	17,722.00	28
Langston University			2,713.28	4	2,117.00	3
Northeastern State University			20,871.28	33	21,766.00	32
Northwestern Oklahoma State Univ.			6,680.02	11	8,181.00	14
Oklahoma Panhandle State Univ.			4,085.43	6	662.00	1
Southeastern Oklahoma State Univ.	1,090.00	4	16,188.46	25	15,866.00	25
Southwestern Oklahoma State Univ.	2,239.00	8	29,369.96	43	27,807.00	41
University of Central Oklahoma	559.00	2	15,014.16	28	14,897.00	24
University of Science & Arts of Ok.	906.00	2	5,192.83	8	5,726.00	9
Subtotals	5,740.00	21	123,893.08	197	121,552.00	187
Carl Albert State College	672.00	6	7,569.90	16	7,692.50	16
Connors State College	308.00	1	1,703.46	4	1,770.00	5
Eastern Oklahoma State College			5,227.79	11	6,232.00	13
Murray State College			4,220.64	15	3,186.00	8
Northeastern Oklahoma A& M Coll.			8,984.16	19	8,024.00	18
Northern Oklahoma College	353.00	2	5,869.03	13	3,304.00	8
Oklahoma City Community College	868.00	6	3,270.36	9	3,864.50	10
Redlands Community College	84.00	1	1,325.70	5	2,242.00	5
Rogers University - Claremore			2,493.90	7	1,681.50	5
Rose State College	616.00	5	3,918.18	11	2,967.70	9
Seminole State College	588.00	4	6,186.60	15	6,136.00	14
SWOSU - Sayre Campus			3,251.09	5	3,956.00	6
Tulsa Community College	1,596.00	11	8,122.06	24	8,370.00	25
Western Oklahoma State College	168.00	2	3,704.04	9	3,923.50	10
Subtotals	5,253.00	38	65,846.91	163	63,349.70	152
OSU Tech - Oklahoma City			615.00	1	973.00	2
OSU Tech - Okmulgee	2,646.50	6	7,380.00	14	6,847.00	12
Subtotals	2,646.50	6	7,995.00	15	7,820.00	14
Ardmore Higher Education Center	752.00	4	2,184.75	4	2,827.00	6
Bacone College			944.00	2	413.00	1
Hillsdale Free Will Baptist College			3,487.50	5	2,232.00	3
Oklahoma Baptist University			8,463.00	12	8,230.50	12
Oklahoma Christian University			2,139.00	4	2,232.00	3
Oklahoma City University			3,487.50	5	2,976.00	4
Oral Roberts University						
Phillips University			651.00	1	697.50	1
Southern Nazarene University			2,185.50	3	1,999.50	3
St. Gregory's College			2,976.00	4	2,232.00	3
SW College of Christian Ministries			558.00	1	604.50	1
University of Tulsa			7,164.75	8	6,873.50	8
Subtotals	0.00	0	32,056.25	45	28,490.50	39
High Plains AVTS (Woodward)			525.00	1	525.00	1
Caddo-Kiowa AVTS (Fort Cobb)					468.00	1
Subtotals	0.00	0	525.00	1	993.00	2
TOTALS	19,852.00	89	371,883.69	597	358,674.20	565

OHLAP Graduates, by County and High School

County	High School	'96	'97	'98	Total	
ADAIR	WATTS HS	0	0	0	0	
	WESTVILLE HS	0	3	0	3	
	STILWELL HS	6	2	3	11	
	CAVE SPGS HS	1	0	0	1	
	COOKSON HILLS CHRISTIAN	0	0	2	2	
ALFALFA	BURLINGTON HS	1	3	0	4	
	CHEROKEE HS	0	0	0	0	
	TIMBERLAKE HS	3	1	4	8	
ATOKA	STRINGTOWN HS	0	0	2	2	
	ATOKA HS	3	2	0	5	
	TUSHKA HS	9	5	1	15	
	CANEY HS	0	1	0	1	
BEAVER	BEAVER HS	0	0	0	0	
	BALKO HS	0	0	0	0	
	FORGAN HS	2	2	0	4	
	TURPIN HS	2	0	2	4	
BECKHAM	MERRITT HS	0	0	0	0	
	ELK CITY HS	0	0	0	0	
	SAYRE HS	8	2	3	13	
	CARTER HS	0	0	0	0	
	ERICK HS	0	0	2	2	
BLAINE	OKEENE HS	3	0	0	3	
	WATONGA HS	4	2	3	9	
	GEARY HS	5	0	0	5	
	CANTON SR HS	0	2	1	3	
BRYAN	SILO HS	0	0	0	0	
	ROCK CREEK HS	0	1	1	2	
	ACHILLE HS	0	0	0	0	
	COLBERT HS	0	1	1	2	
	CADDO HS	0	0	0	0	
	CALERA	0	0	0	0	
	BENNINGTON HS	4	0	0	4	
	DURANT HS	4	1	3	8	
	CADDO	RIVERSIDE INDIAN SCHOOL	0	0	0	0
		HYDRO HS	0	0	0	0
LOOKEBA-SICKLES HS		0	1	0	1	
ANADARKO HS		4	0	5	9	
CARNEGIE HS		2	0	4	6	
APACHE HS		1	0	0	1	
CYRIL HS		0	0	0	0	
EAKLY HS		0	0	0	0	
CEMENT HS		0	0	0	0	
HINTON HS		0	0	1	1	
FT. COBB-BROXTON HS		0	0	1	1	
BINGER-ONEY HS		3	0	0	3	
GRACEMONT HS		0	0	0	0	
CANADIAN	PIEDMONT HS	0	0	0	0	
	YUKON HS	0	0	0	0	
	EL RENO HS	6	1	4	11	
	UNION CITY HS	1	1	0	2	
	MUSTANG HS	0	1	0	1	
	CALUMET HS	0	0	0	0	
	SW COVENANT CHRISTIAN	0	0	0	0	
CARTER	ARDMORE HS	1	2	0	3	
	SPRINGER HS	0	0	0	0	
	PLAINVIEW HS	1	0	1	2	
	LONE GROVE HS	12	1	3	16	
	WILSON HS	0	0	3	3	
	HEALDTON HS	0	0	0	0	
	FOX HS	0	0	0	0	
	DICKSON HS	1	0	0	1	

County	High School	'96	'97	'98	Total
CHEROKEE	SEQUOYAH SCHOOL	0	0	0	0
	HULBERT HS	0	0	0	0
	TAHLEQUAH HS	0	1	0	1
CHOCTAW	FT TOWSON HS	1	0	0	1
	BOSWELL HS	0	0	0	0
	SOPER HS	0	0	0	0
CIMARRON	HUGO HS	4	2	1	7
	BOISE CITY HS	2	0	2	4
	FELT HS	1	0	1	2
CLEVELAND	KEYES HS	0	0	0	0
	MOORE HS	0	1	1	2
	WESTMOORE HS	2	0	0	2
COMANCHE	NORMAN HS	2	1	2	5
	NORMAN NORTH HS			0	0
	NOBLE HS	3	0	1	4
	LEXINGTON HS	0	1	0	1
	LITTLE AXE HS	1	0	0	1
	COALGATE HS	0	0	0	0
COAL	TUPELO HS	0	0	2	2
	OLNEY HS	1	0	0	1
	CACHE HS	1	1	1	3
COMANCHE	INDIAHOMA HS	0	0	0	0
	STERLING HS	0	0	0	0
	GERONIMO HS	0	0	0	0
	EISENHOWER HS	2	2	3	7
	LAWTON HS	0	0	2	2
	MAC ARTHUR HS	1	1	3	5
	FLETCHER HS	0	0	1	1
	ELGIN HS	0	0	0	0
	CHATTANOOGA HS	0	0	0	0
	COTTON	WALTERS HS	2	0	0
TEMPLE HS		0	0	0	0
BIG PASTURE HS		0	0	0	0
CRAIG	WHITE OAK HS	0	0	1	1
	KETCHUM HS	0	0	1	1
	WELCH HS	0	1	0	1
	BLUEJACKET HS	1	0	0	1
	VINITA HS	0	0	0	0
CREEK	BRISTOW HS	7	1	3	11
	MANNFORD HS	3	4	2	9
	MOUNDS HS	1	0	0	1
	OLIVE HS	0	1	0	1
	KIEFER HS	0	0	2	2
	OILTON HS	0	0	0	0
	DEPEW HS	1	4	2	7
	KELLYVILLE HS	0	0	0	0
	SAPULPA HS	0	0	1	1
	DRUMRIGHT HS	0	0	0	0
	CUSTER	ARAPAHO HS	0	0	1
THOMAS-FAY-CUSTER HS		0	0	0	0
WEATHERFORD HS		3	2	5	10
BUTLER HS		2	1	0	3
CLINTON HS		0	0	1	1
DELAWARE	JAY HS	1	0	0	1
	GROVE HS	9	5	1	15
	KANSAS HS	0	1	1	2
	COLCORD HS	2	0	0	2
DEWEY	OAKS MISSION HS	1	0	0	1
	VICI HS	5	3	0	8
	SEILING HS	0	1	2	3
TALOGA HS	0	0	0	0	

OHLAP Graduates, by County and High School

County	High School	'96	'97	'98	Total
ELLIS	FARGO HS	0	1	1	2
	ARNETT HS	2	0	1	3
	GAGE HS	3	1	1	5
	SHATTUCK HS	0	0	0	0
GARFIELD	WAUKOMIS HS	0	0	0	0
	KREMLIN HS	0	0	0	0
	CHISHOLM HS	2	1	1	4
	GARBER HS	0	0	0	0
	PIONEER-PLEASANT VALE HS	0	1	2	3
	ENID HS	8	3	2	13
	DRUMMOND HS	0	0	0	0
COVINGTON-DOUGLAS HS	1	2	1	4	
GARVIN	STRATFORD HS	0	0	1	1
	PAOLI HS	0	1	0	1
	MAYSVILLE HS	0	0	0	0
	LINDSAY HS	1	1	2	4
	PAULS VALLEY HS	3	1	3	7
	WYNNEWOOD HS	1	1	1	3
ELMORE CITY-PERNELL HS	0	1	2	3	
GRADY	CHICKASHA HS	4	0	0	4
	MINCO HS	0	0	0	0
	NINNEKAH HS	0	1	0	1
	ALEX HS	0	0	1	1
	RUSH SPRINGS HS	0	0	1	1
	BRIDGE CREEK HS	1	0	0	1
	TUTTLE HS	0	0	0	0
	VERDEN HS	0	0	1	1
	AMBER-POCASSET HS	0	0	0	0
PIONEER HS	0	0	0	0	
GRANT	WAKITA HS	0	0	0	0
	MEDFORD HS	0	0	1	1
	POND CREEK-HUNTER HS	0	0	1	1
	DEER CREEK-LAMONT HS	0	0	0	0
GREER	MANGUM HS	4	0	0	4
	GRANITE HS	2	0	0	2
HARMON	HOLLIS HS	9	5	2	16
HARPER	LAVERNE HS	0	1	0	1
	BUFFALO HS	3	0	7	10
HASKELL	KINTA HS	0	0	0	0
	STIGLER HS	3	0	0	3
	MC CURTAIN HS	1	0	0	1
	KEOTA HS	3	0	0	3
HUGHES	MOSS HS	3	0	3	6
	WETUMKA HS	0	0	1	1
	DUSTIN HS	3	2	0	5
	HOLDENVILLE HS	0	0	0	0
	CALVIN HS	0	1	0	1
STUART HS	6	3	0	9	
JACKSON	NAVAJO HS	4	1	2	7
	DUKE HS	0	1	0	1
	ALTUS HS	3	0	1	4
	ELDORADO HS	0	0	0	0
	OLUSTEE HS	0	0	0	0
BLAIR HS	0	0	0	0	
JEFFERSON	RYAN HS	0	0	0	0
	RINGLING HS	1	0	2	3
	WAURIKA HS	0	0	1	1
JOHNSTON	MILL CREEK HS	0	0	0	0
	TISHOMINGO HS	0	0	1	1
	MILBURN HS	0	0	0	0
	COLEMAN HS	0	0	0	0
	WAPANUCKA HS	0	0	0	0

County	High School	'96	'97	'98	Total
KAY	BRAMAN HS	0	0	0	0
	NEWKIRK SR HS	3	0	0	3
	BLACKWELL HS	0	0	1	1
	PONCA CITY HS	1	1	1	3
	TONKAWA HS	0	0	1	1
KINGFISHER	DOVER HS	0	0	0	0
	LOMEGA HS	1	0	1	2
	KINGFISHER HS	2	0	4	6
	HENNESSEY HS	1	0	1	2
	CASHION HS	0	0	1	1
OKARCHE HS	0	0	0	0	
KIOWA	HOBART HS	4	1	1	6
	LONE WOLF HS	0	0	0	0
	MOUNTAIN VIEW-GOTEBO HS	4	5	3	12
	SNYDER HS	1	1	0	2
LATIMER	WILBURTON HS	0	0	0	0
	RED OAK HS	0	0	0	0
	BUFFALO VALLEY HS	0	0	0	0
	PANOLA HS	0	0	0	0
LE FLORE	SPIRO HS	2	0	2	4
	HEAVENER HS	0	0	0	0
	POCOLA HS	1	0	0	1
	LE FLORE HS	5	5	0	10
	CAMERON HS	0	0	1	1
	PANAMA SR HS	0	0	1	1
	BOKOSHE HS	1	0	4	5
	POTEAU HS	0	0	0	0
	WISTER HS	3	0	0	3
	TALIHINA HS	0	0	0	0
	WHITESBORO HS	0	0	0	0
HOWE HS	0	0	0	0	
ARKOMA HS	0	0	1	1	
LINCOLN	CHANDLER HS	2	0	2	4
	DAVENPORT HS	0	2	1	3
	WELLSTON HS	0	0	0	0
	STROUD HS	1	0	0	1
	MEEKER HS	6	3	4	13
	PRAGUE HS	0	0	0	0
	CARNEY HS	1	1	2	4
	AGRA HS	4	0	1	5
LOGAN	GUTHRIE HS	1	2	3	6
	CRESCENT HS	0	0	0	0
	MULHALL-ORLANDO HS	1	0	1	2
COYLE HS	1	3	0	4	
LOVE	THACKERVILLE HS	2	0	0	2
	TURNER HS	0	0	0	0
	MARIETTA HS	0	3	1	4
MAJOR	RINGWOOD HS	0	1	0	1
	ALINE-CLEO SPGS HS	0	0	2	2
	FAIRVIEW HS	5	8	7	20
	CIMARRON HS	1	3	2	6
MARSHALL	MADILL HS	1	1	0	2
	KINGSTON HS	0	0	0	0
MAYES	PRYOR HS	6	2	0	8
	ADAIR HS	4	1	0	5
	SALINA HS	1	1	0	2
	LOCUST GROVE HS	6	7	5	18
	CHOUTEAU-MAZIE HS	0	0	1	1

OHLAP Graduates, by County and High School

County	High School	'96	'97	'98	Total
MC CLAIN	NEWCASTLE HS	4	0	1	5
	DIBBLE HS	0	0	0	0
	WASHINGTON HS	5	1	0	6
	WAYNE HS	0	0	0	0
	PURCELL HS	2	1	0	3
	BLANCHARD HS	0	0	0	0
MC CURTAIN	IDABEL HS	1	0	6	7
	HAWORTH HS	1	0	0	1
	VALLIANT HS	3	0	4	7
	EAGLETOWN HS	0	0	1	1
	SMITHVILLE HS	0	0	0	0
	WRIGHT CITY HS	3	1	1	5
	BATTIEST HS	0	1	0	1
BROKEN BOW HS	2	2	1	5	
MC INTOSH	EUFAULA HS	0	0	0	0
	CHECOTAH HS	4	0	0	4
	MIDWAY HS	0	0	0	0
	HANNA HS	0	1	1	2
MURRAY	OKLA SCH FOR DEAF	0	0	1	1
	SULPHUR HS	4	6	2	12
	DAVIS HS	2	0	0	2
MUSKOGEE	HASKELL HS	1	0	0	1
	FT GIBSON HS	4	1	2	7
	BOYNTON HS	0	0	1	1
	WEBBERS FALLS HS	0	1	0	1
	OKTAHA HS	2	0	0	2
	MUSKOGEE HS	1	1	0	2
	HILLDALE HS	0	0	0	0
	BRAGGS HS	0	0	2	2
	WARNER HS	0	0	0	0
	PORUM HS	0	0	0	0
NOBLE	PERRY HS	2	1	0	3
	BILLINGS HS	0	0	0	0
	FRONTIER HS	0	0	0	0
	MORRISON HS	1	1	1	3
NOWATA	OKLAHOMA UNION HS	0	0	0	0
	NOWATA HS	1	0	0	1
	SOUTH COFFEYVILLE HS	0	0	0	0
OKFUSKEE	MASON HS	1	0	0	1
	BOLEY HS	0	0	0	0
	PADEN HS	1	0	0	1
	OKEMAH HS	1	1	1	3
	WELEETKA HS	0	0	0	0
	GRAHAM HS	1	0	0	1
OKLAHOMA	PUTNAM CITY HS	2	0	6	8
	PUTNAM CITY NORTH HS	0	0	0	0
	PUTNAM CITY WEST HS	2	0	3	5
	LUTHER HS	1	0	0	1
	CHOCTAW HS	8	0	1	9
	DEER CREEK	0	0	0	0
	HARRAH HS	3	0	0	3
	JONES HS	0	0	0	0
	EDMOND MEMORIAL HS	0	0	0	0
	EDMOND NORTH HS	0	0	1	1
	EDMOND SANTA FE HS	0	0	0	0
	MILLWOOD HS	2	0	1	3
	WESTERN HGTS HS	6	2	5	13
	MID-DEL CARL ALBERT HS	3	0	3	6
	MID-DEL DEL CITY HS	7	2	0	9
	MID-DEL MIDWEST CITY HS	6	1	1	8
	CROOKED OAK HS	1	0	2	3
BETHANY HS	0	0	1	1	

County	High School	'96	'97	'98	Total
OKLA. (cont)	OKC CAPITOL HILL HS	5	0	0	5
	OKC CLASSEN HS/ADV. STUD		2	2	4
	OKC DOUGLASS HS	4	0	4	8
	OKC EMERSON ALT. ED. CTR.	0	0	0	0
	OKC U. S. GRANT HS	2	0	4	6
	OKC JOHN MARSHALL HS	6	1	0	7
	OKC NORTHEAST HS	2	0	1	3
	OKC NORTHWEST CLASSEN HS	4	0	0	4
	OKC SOUTHEAST HS	1	1	4	6
	OKC STAR SPENCER HS	2	0	0	2
	OKLA SCHL OF SCI. & MATH	4	4	1	9
OKMULGEE	OKMULGEE HS	9	1	0	10
	HENRYETTA HS	0	0	0	0
	MORRIS HS	2	0	0	2
	BEGGS HS	3	1	0	4
	PRESTON HS	1	3	1	5
	SCHULTER HS	0	0	0	0
	WILSON HS	2	1	1	4
	DEWAR HS	0	1	0	1
OSAGE	PAWHUSKA HS	1	2	2	5
	SHIDLER HS	1	0	0	1
	BARNSDALL HS	0	1	0	1
	WYNONA HS	0	0	0	0
	HOMINY HS	2	1	0	3
	PRUE HS	1	0	0	1
WOODLAND HS	4	1	0	5	
OTTAWA	WYANDOTTE HS	1	1	1	3
	QUAPAW HS	0	0	0	0
	PICHER-CARDIN HS	0	1	1	2
	COMMERCE HS	0	1	0	1
	MIAMI HS	1	0	0	1
AFTON HS	1	0	1	2	
FAIRLAND HS	5	1	0	6	
PAWNEE	PAWNEE HS	6	1	0	7
	CLEVELAND HS	3	0	1	4
PAYNE	RIPLEY HS	3	0	0	3
	STILLWATER HS	2	3	0	5
	PERKINS-TRYON HS	1	0	1	2
	CUSHING HS	1	0	2	3
	GLENCOE HS	0	0	0	0
	YALE HS	0	2	2	4
PITTSBURG	HARTSHORNE HS	1	1	1	3
	CANADIAN HS	0	0	0	0
	HAILEYVILLE HS	0	0	0	0
	KIOWA HS	2	1	0	3
	QUINTON HS	1	2	0	3
	INDIANOLA HS	0	1	0	1
	CROWDER HS	2	0	4	6
	SAVANNA HS	0	0	0	0
	PITTSBURG HS	0	0	0	0
	MC ALESTER HS	8	11	4	23
MC ALESTER KEY ACADEMY	0	0	0	0	
PONTOTOC	ALLEN HS	0	0	1	1
	VANOSS HS	1	0	0	1
	BYNG HS	6	0	4	10
	ADA HS	2	2	0	4
	MC LISH HS	0	0	0	0
	LATTA HS	2	1	1	4
	STONEWALL HS	0	0	1	1
	ROFF HS	0	0	1	1

OHLAP Graduates, by County and High School

County	High School	'96	'97	'98	Total
POTT.	MC LOUD HS	1	1	1	3
	DALE HS	0	0	1	1
	BETHEL HS	0	0	1	1
	MACOMB HS	0	2	0	2
	EARLSBORO HS	0	0	1	1
	TECUMSEH HS	0	0	0	0
	SHAWNEE HS	6	1	5	12
	ASHER HS	0	3	5	8
	WANETTE HS	2	0	2	4
	MAUD HS	1	1	0	2
PUSHMATAHA	RATTAN HS	1	2	0	3
	CLAYTON HS	3	0	1	4
	ANTLERS HS	0	0	1	1
	MOYERS HS	0	0	0	0
ROGER	LEEDEY HS	2	1	2	5
MILLS	REYDON HS	0	0	0	0
	CHEYENNE HS	1	0	2	3
	SWEETWATER HS	0	0	0	0
	HAMMON HS	0	0	1	1
ROGERS	CLAREMORE HS	1	0	3	4
	CATOOSA HS	0	1	0	1
	CHELSEA HS	0	0	0	0
	OLOGAH-TALALA HS	0	0	0	0
	INOLA HS	0	0	0	0
	SEQUOYAH HS	0	0	0	0
	FOYIL HS	0	0	0	0
SEMINOLE	SEMINOLE HS	2	2	2	6
	WEWOKA HS	2	0	0	2
	BOWLEGS HS	0	0	0	0
	KONAWA HS	0	0	0	0
	NEW LIMA HS	0	0	1	1
	VARNUM HS	2	1	1	4
	SASAKWA HS	0	0	0	0
	STROTHER HS	3	0	0	3
BUTNER HS	2	0	0	2	
SEQUOYAH	SALLISAW HS	4	0	3	7
	VIAN HS	0	0	0	0
	MULDROW HS	3	0	0	3
	GANS HS	0	0	0	0
	ROLAND HS	1	0	0	1
	GORE HS	0	0	0	0
	CENTRAL HS	0	0	0	0
STEPHENS	DUNCAN HS	1	0	1	2
	COMANCHE HS	0	0	1	1
	MARLOW HS	1	0	0	1
	VELMA-ALMA HS	0	1	1	2
	EMPIRE HS	0	0	0	0
	CENTRAL HS	0	0	0	0
	BRAY-DOYLE HS	2	0	0	2
TEXAS	YARBROUGH HS	0	0	0	0
	GUYMON HS	1	0	0	1
	HARDESTY HS	0	0	0	0
	HOOKEE HS	1	1	2	4
	TYRONE HS	0	1	1	2
	GOODWELL HS	0	0	0	0
	TEXHOMA HS	0	0	0	0
	TILLMAN	TIPTON HS	0	0	0
DAVIDSON HS	1	0	0	1	
FREDERICK HS	0	0	0	0	
GRANDFIELD HS	3	0	3	6	

County	High School	'96	'97	'98	Total
TULSA	TULSA CENTRAL HS	12	0	0	12
	TULSA EAST CENTRAL HS	6	3	1	10
	TULSA EDISON HS	6	0	2	8
	TULSA NATHAN HALE HS	5	0	2	7
	TULSA MC LAIN HS	2	0	1	3
	TULSA MEMORIAL HS	2	0	0	2
	TULSA WILL ROGERS HS	4	0	0	4
	TULSA B T WASHINGTON HS	3	1	3	7
	TULSA WEBSTER HS	4	0	3	7
	TULSA MARGARET HUDSON	1	0	0	1
	TULSA PROJECT 12	0	0	0	0
	TULSA STREET SCHOOL	0	0	0	0
	SAND SPRINGS C. PAGE HS	2	0	1	3
	BROKEN ARROW HS	2	0	0	2
	BIXBY HS	0	0	2	2
	JENKS HS	7	0	3	10
	COLLINSVILLE HS	3	0	0	3
	SKIATOOK HS	8	0	1	9
	SPERRY HS	3	1	0	4
	UNION HS	2	1	1	4
	BERRYHILL HS	3	1	0	4
	OWASSO HS	1	0	0	1
	GLENPOOL HS	2	2	2	6
LIBERTY HS	0	0	1	1	
BISHOP KELLEY HS	0	0	2	2	
TOWN & COUNTRY HS	0	0	0	0	
METRO CHRISTIAN ACAD. HS	1	0	0	1	
VICTORY CHRISTIAN HS	0	0	3	3	
WAGONER	OKAY HS	4	0	0	4
	COWETA HS	0	1	0	1
	WAGONER HS	3	0	1	4
	PORTER CONSOLIDATED HS	0	1	1	2
WASHINGTON	COPAN HS	0	0	0	0
	DEWEY HS	0	0	0	0
	CANEY VALLEY HS	0	0	0	0
	BARTLESVILLE HS	6	3	5	14
WASHITA	SENTINEL BLANCHE THOMAS HS	1	0	1	2
	WASHITA HEIGHTS HS	1	0	0	1
	BURNS FLAT-DILL CITY HS	1	1	0	2
	CANUTE HS	0	0	0	0
	CORDELL HS	4	0	0	4
CORN BIBLE ACADEMY HS	0	0	2	2	
WOODS	ALVA SR HS	1	0	1	2
	WAYNOKA HS	0	0	0	0
	FREEDOM HS	1	0	0	1
WOODWARD	WOODWARD HS	7	1	2	10
	MOORELAND HS	0	0	0	0
	SHARON-MUTUAL HS	0	0	0	0
	FORT SUPPLY HS	0	0	0	0

'96 '97 '98 Total
STATEWIDE OHLAP GRADUATES 637 256 369 1262